



DuraScape® All Purpose

Sowing rate:
30-50 gm/m²
(1 kg per 20 - 33m²)

Introducing the **DuraScape®** range of certified seed blends. Using similar cultivars and blends as used by Australian pro-turf customers including leading stadiums and golf courses, the **DuraScape®** range is conveniently packaged and available in 2.5 kg, 5 kg, and 25 kg options. For landscape excellence, **DuraScape®** has a blend just for your needs.

DURASCAPE® ALL PURPOSE

- A blend of hard wearing turf type perennial ryegrasses.
- The cultivars in this blend contain Mediterranean germplasm which enables them to germinate and establish at low temperatures such as late winter or early spring.
- Rapid establishment and recovery from wear.



**HARD
WEARING**



**QUICK
GERMINATION**

**Trusted products for
landscaping perfection.**

Experts from earth to turf.

Call 1800 3872 8873 or visit pggwrightsonturf.com.au

facebook.com/pggwrightsonturf

PGG Wrightson Turf

Useful Tips

Spring and autumn are the best times to sow a new lawn. Consider a weed spray 2 – 3 months after establishment, with a suitable selective broadleaf weed spray (read directions thoroughly to ensure your weed spray is suitable to your seed blend). Sprays should be registered for turf.

It is best to remove clippings from your lawn when mowing, especially at establishment time, as clippings may smother the new lawn.

Watch for insect pests, an insecticide may be required if insect damage is observed. Consider a soil test to check for any nutrient deficiencies and pH levels to help create optimum conditions for establishment.

All herbicides and insecticides as mentioned above must be used in accordance with label instructions.

Ongoing Care

Mowing – never mow more than 1/3 of the lawn height in one mow.

If the lawn becomes long, reduce height gradually over time.







Mow regularly to encourage lawn density.

Fertilise every 2 - 3 months with a quality slow release fertiliser during the growing season.

Spray your lawn for weeds once a year.

It will be necessary to water lawns in dry summer months as this is when stress is observed with most lawn types.

LAWN SOWING CHECKLIST:

	Seed	<input type="checkbox"/>
	Topsoil	<input type="checkbox"/>
	Establishment fertiliser	<input type="checkbox"/>
	Rake	<input type="checkbox"/>
	Irrigation	<input type="checkbox"/>
	Chemical	<input type="checkbox"/>

OTHER DURASCAPE® BLENDS AVAILABLE:

DuraScape® Dryland



- A blend of turf type perennial ryegrasses, chewings fescue and couch grass.
- This mix will produce a fine textured lawn suited for low mowing, with excellent drought and good shade tolerance.

DuraScape® Shade



- A blend of creeping red, chewings and hard fescue that has good drought and excellent shade tolerance.
- This blend will produce a very fine textured lawn (this blend may establish slower than blends containing turf type perennial ryegrasses).

DuraScape® Parks



- A blend of tall fescue, turf type perennial ryegrasses and Kentucky bluegrass.
- A fast establishing blend ideal for an all purpose lawn that can handle wear & tear and has excellent presentation.