

Nortron[®]

Net contents : 5 L, 15 L, 20 L (5 – 20 L)

Herbicide

For barley grass control in pasture and weed control in turf ryegrass, fodder beet and red beet.

Contains:500 g/litre ethofumesate in the form of a suspension concentrate

Registered pursuant to the ACVM Act 1997, No P2350
See www.foodsafety.govt.nz for registration conditions.


Approved pursuant to the HSNO Act 1996, No HSR000826
See www.epa.govt.nz for approval conditions

DG Information



UN 3082
ENVIRONMENTALLY HAZARDOUS SUBSTANCE, LIQUID
N.O.S. (ETHOFUMESATE SOLUTION)
PACKING GROUP III
CLASS 9
HAZCHEM CODE 3Z

IN A TRANSPORT EMERGENCY DIAL 111 POLICE OR FIRE BRIGADE



07-01-2019

WARNING
KEEP OUT OF REACH OF CHILDREN
HSNO Classifications:



- 9.1B Toxic to aquatic life with long lasting effects
9.2A Very toxic to the soil environment

PRECAUTIONS:

Read label before use.

Remove protective clothing and wash hands and face thoroughly before meals and after work.

Avoid contact with the skin and eyes.

Take all reasonable steps to ensure that the substance does not cause any significant adverse effects to the environment beyond the application area.

Do not apply directly into or onto water.

PERSONAL PROTECTION:

When handling, wear full protective clothing such as impervious gloves, respirator, waterproof hat, coat and trousers (worn outside rubber boots).

STORAGE: Store in original container tightly closed and in a locked dry, cool, well-ventilated area, away from foodstuffs.

SPILLS AND DISPOSAL: When dealing with spills wear personal protective clothing and equipment as described in the PERSONAL PROTECTION section.

Contain the spill by damming, recover spilt product by absorbing with sawdust or an inert absorbent material then transfer the recovered spilt material to a properly labelled drum. Deal with all spillages immediately. If contamination of drains, streams, watercourses, etc. is unavoidable, warn the local water authority.

Disposal: Dispose of this product only by using according to the label or at an approved landfill. Avoid contamination of any water supply with product or empty container.

Container Disposal: Triple rinse container and add residue to mixture. Take to an Agrecovery collection site.

FIRST AID:

If swallowed, do NOT induce vomiting. For advice, contact the National Poisons Centre 0800 POISON (0800 764 766) or a doctor immediately. If skin contact occurs, remove contaminated clothing and flush skin with running water. If splashed in eyes, wash out immediately with water, if irritation persists get medical advice. If inhaled, move the victim to fresh air immediately.



Nortron is an early post-emergence herbicide for the control of barley grass in pasture, grass weeds in turf ryegrass and for pre- and early post-emergence weed control in fodder beet and red beet.

BEWARE: APPLY THIS PRODUCT CAREFULLY. SPRAY DRIFT MAY CAUSE SERIOUS DAMAGE TO OTHER DESIRABLE PLANTS.

DIRECTIONS FOR USE:

MIXING: Use only clean water which is above 5 °C temperature. Do not add surfactants. Add the required amount to the partly-filled spray tank with the agitator operating. Complete filling tank with water and use immediately, maintaining agitation until spraying is complete.

Equipment: Thorough and even application is essential. Apply only through properly calibrated boom spraying or handgun equipment. Do not use impact nozzles or broadcast nozzle cluster equipment.

Non-reinforced PVC tubing may soften or swell after prolonged contact.


Thoroughly clean sprayer after use with water and detergent. Spray out completely and rinse twice with clean water. Open tank lid and remove nozzles to allow access to air.


RESISTANCE MANAGEMENT

Group	N	Herbicide
-------	---	-----------

Nortron® contains ethofumesate a benzofurane. Resistance to this herbicide and related products could develop in some situations from repeated use. Herbicides from different group codes should either be used alternatively or mixed together to prevent the number of resistant individuals building up. Use strictly in accordance with label instructions.

RECOMMENDATION:

Use	Rate	Remarks
Barley grass control in pasture	 <p>Boom application: 4 litres/ha in 200-400 litres of water</p> <p>Gun application: 400 mL/100 litres of water</p>	<p>For optimum results treat barley grass growing in moist conditions at an early growth stage but after the main germination has occurred. The normal timing is between April and July following Autumn rain, but this will vary by season and region.</p> <p>Before treatment remove fallen debris (e.g. branches) and harrow large dung pats. Graze to 3-5 cm in height and allow to freshen up.</p> <p>Complete coverage of barley grass is essential. Nortron will not control barley grass in the green seedhead stage. Do not apply after July.</p> <p>Raw organic matter on stock camps will reduce efficiency and follow up treatments may be required.</p> <p>NB In areas of dense barley grass where the sward contains less than 5% ryegrass, ryegrass seed should be sown as soon as possible after spraying.</p>
Grass weed control in turf ryegrass	<p>Boom application: 4 litres/ha in 200-400 litres of water</p> <p>Gun application: 400 mL/100 litres of water</p>	<p>Use only on turf ryegrass.</p> <p>To control annual poa follow the recommendations for barley grass control in pasture above. Do not mow treated area for 4-5 days after spraying.</p> <p>To control summer germinating annual grasses apply treatment just prior to expected germination of weeds – usually September-October. A repeat treatment may be required after 6-8 weeks. Over-sow with ryegrass following treatment of densely weed infested areas.</p>



07-01-2019

Red Beet (Beetroot)	3-4 litres/ha in 200-300 litres of water	Pre-sowing or pre-emergence: Apply before drilling or as soon as possible after drilling but before crop or weed emergence. The seedbed should be firm, fine and moist. If moisture is limited, shallow (2-5 cm) incorporation of pre-sowing treatment may be preferred. Use the highest rate where moisture is limited or the seedbed is less than ideal.
Fodder Beet	2 - 3 litres/ha in 200-300 litres of water	Pre-emergence: Apply as soon as possible after drilling but before crop or weed emergence. The seed bed should be firm, fine and moist. Use the highest rate where moisture is limited or the seedbed is less than ideal.
<p>Post-emergence: For red beet (beetroot) use 4 litres/ha when weeds are from cotyledon to 2 true leaf stage. For fodder beet make 2 applications at 2 litres/ha in mixture with Betanal® Forte at 1.5 litres/ha after the crop has 2 true leaves fully developed. The first application when weeds are from cotyledon to 2 true leaf stage and the second 10-14 days later.</p> <p>Notes:</p> <ol style="list-style-type: none"> Nortron can be applied post-emergence following pre-emergence treatment with other herbicides. Betanal Forte may be applied post-emergence to crops previously treated with Nortron pre-emergence. Any crop may be sown 5 months after a single application of Nortron at recommended rates. Ploughing to a minimum depth of 15 cm should precede seedbed preparation for following crops. 		

Weed susceptibility:

Susceptible	Intermediate	Resistant
Annual poa	Barnyard grass	Dead nettle
Chickweed	Black nightshade	Galinsoga
Cleavers	Fathen	Grounds
Fumitory	Speedwells	Perennial weeds
Redroot	Wild oats	Ryegrasses
Sow thistle	Willow weed	Wild radish
Spurrey	Wireweed	
Summer grass	Annual nettle *	
Wild portucala	Cornbind *	
	Shepherd's purse *	

*These weeds controlled pre-emergence only



07-01-2019

It is an offence for users of this product to cause residues exceeding the relevant MRL in the Food Notice: Maximum Residue Levels for Agricultural Compounds.

WITHHOLDING PERIOD:

Pasture – **28 days**. Do not graze stock on treated areas for 28 days after spraying.

Fodder Beet – **56 days**. Do not graze stock on treated areas for 56 days after spraying

Additional notes:

Nortron is active pre-emergence through absorption by the emerging shoots of grass weeds and by the roots of broad-leaved weeds soon after germination. Lack of soil moisture and the presence of raw organic matter will reduce or prevent pre-emergence activity.

Post-emergence treatments are initially absorbed through the foliage and later via the root. Root absorption is also affected by moisture and organic matter.

Nortron is very selective in ryegrass spp. in pasture and in turf but will suppress clovers. Areas where clover production is important should not be treated with **Nortron** as temporary suppression can be expected.

Nortron is also selective in fodder beet and red beet pre- and post-emergence. Post-emergence treatment may cause some distortion to crop foliage particularly early in the season, but this does not adversely affect yield.

Do not spray when rain is imminent or falling. Slight rain following or heavy dew prior to spraying will not reduce the effect providing it does not wash the chemical off the foliage.
Protect concentrate from frost.

CONDITIONS OF SUPPLY: READ THESE CONDITIONS OF SUPPLY BEFORE BUYING AND USING. IF THESE CONDITIONS ARE UNACCEPTABLE, RETURN AT ONCE UNOPENED.

To the extent permitted by law Bayer does not accept any liability or responsibility whatsoever for any loss, damage or injury whether direct, indirect or consequential howsoever arising in connection with these goods, including without limitation their storage, application, handling or use. Bayer does not make any warranties (express or implied) with respect to fitness for purpose, merchantable quality or any other matter.

To the extent only that Bayer is prevented by law from contracting out of the Consumer Guarantees Act, then these conditions apply subject to that Act. The Act shall not apply where these goods are acquired for business purposes.

Date of Manufacture:
Batch No:

Nortron® is a registered trademark of the Bayer Group

Bayer

Registered to:
Bayer New Zealand Limited
3 Argus Place, Hillcrest, Auckland 0627

Ph. 0800 428 246
EMERGENCY RESPONSE SERVICE (24 hrs) 0800 734 607



A handwritten signature in blue ink, appearing to be "John G. ...".